



IowaParents.org

Linking Iowa Parents and Educators...
...for students success

Masters for Transparency

student-Led Conferences

A Module for Educators

Source: www.iowaparents.org




Student-Led Conference


What:



So What:



Now What:





Goals of This Module

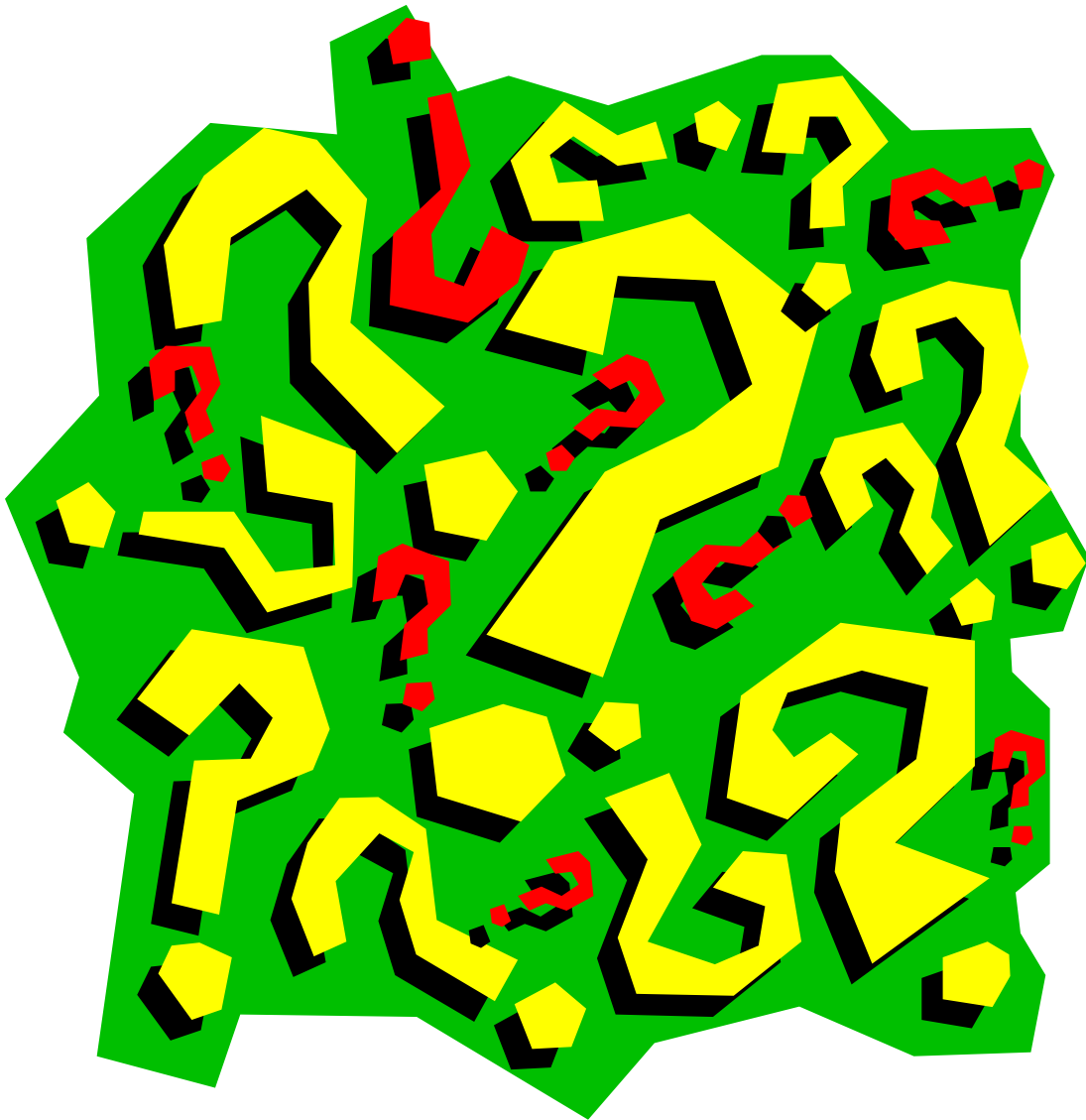


Those participants will...

1. Understand the benefits of student-led conferences.
2. Become aware of the logistics and options involved.
3. Take home a framework for planning and implementing.
4. Understand the value of positive home-school relationships.



Student-Led Conference






Questions to be Addressed

- A. Do I have approval of the administrator?
- B. When and where will the conferences be held?
Date(s), time, place
- C. When should planning and preparation begin?
- D. What will be the goals of the conference? T#5
- E. What planning and preparation will be needed?
- F. How will the students be prepared for leading the conference?
- G. What will conferences look like?
- H. What happens after the conferences are over?




A. Approval of the Administrator





B. When? Where?


Date...



Time...



Place...






C. When to begin planning?



- 1. Task Analysis**
- 2. GANTT Chart**
- 3. Get the Word Out**
- 4. Parent Invitations**



D. Determine Your Goals



*If you don't know where you're going,
any road will take you there.*



Sample Goals for Teachers

- ❑ To inform the parents of the child's progress.

- ❑ To equip students with necessary skills and materials.

- ❑ To built positive relationships between the parents and school.

- ❑ To enhance the relationship between students and parents.



Sample Goals for Students

- ▣ To make informed decisions about portfolio content.

- ▣ To be prepared to conduct the conference competently.

- ▣ To present his/her work confidently.

- ▣ To develop skills for conferencing.



Sample Goals for Parents

- ▣ To learn how the student is doing academically, in each content area.

- ▣ To learn how the student is growing socially and emotionally.
(e.g., getting along with others; working with other students)

- ▣ To understand the level of effort the child puts into his/her work.

- ▣ To find out how the child grew based on student reflections.



E. Planning and Preparation

GANTT Chart: How to keep track of...

- What needs to be done (Task Analysis).
- In what order.
- When it is completed.





Portfolio Contents Checklist

What needs to be in the completed portfolio to tell the student's story of growth and progress?

- ◆ _____
- ◆ _____
- ◆ _____
- ◆ _____
- ◆ _____
- ◆ _____
- ◆ _____
- ◆ _____
- ◆ _____
- ◆ _____
- ◆ _____




Developing a Conference Portfolio

1. Check your goals first.
2. Then...

Both Teacher and Students

- ▶ Collect
- ▶ Select
- ▶ Reflect





Reflection

Format

Samples



F. Student Preparation

- ▶ Complete portfolio

- ▶ Get teacher approval

- ▶ Practice conferences

- ▶ Role play hosting

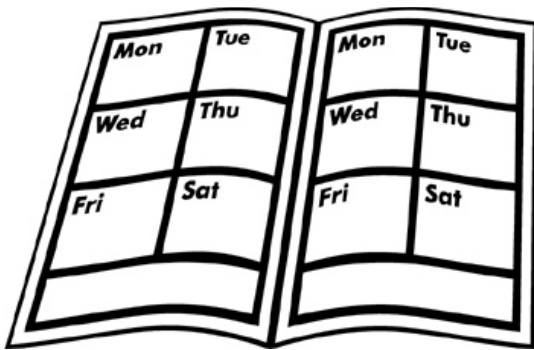
- ▶ Volunteer as listener



G. What will the conference look like?


You have decided...

When



&

Where



Teacher's role

Students' role

Refreshments?





D. After the Conference: Make-ups (ASAP)

- ▶ Parents Reflection
- ▶ Teacher Reflection
- ▶ Student Reflection





As a result of this workshop:

1. I plan to _____

2. My greatest obstacle will probably be

3. I can deal with that obstacle by _____

4. To reach my goal, I could ask for the support
of _____

5. I will begin the process on